


2SAMUEL



2 SAMUEL

Youth Bible Study

by Pat Kampenga

**Sample
Lesson**

2 SAMUEL — WEEK 1

NO LESSON DISCUSSION

15 - 20 minutes Free time — games, fellowship, make NAME TAGS

MATERIALS:

index cards	clear contact paper
crayons	hole punch
felt tip pens	large safety pins
stickers	

Each child creates his own name tag using whatever he wishes from the materials at hand. Once his tag is finished, cover with contact paper, punch a hole in the center at the top; pin to shirt.

15 - 20 minutes Snack and group recreation: SIMPLE RELAY

Divide into teams, and mark two goal lines. Teams line up behind one goal line. Place a book on the head of the first player in each line. The object is to go to the opposite goal and back. If the book falls off, player must stop, pick it up and put it back on his head, remove his hands, and continue. When the first player reaches his teammates, he hands the book to the second player in line and then goes to end of row, while the remaining players repeat the process. When all players are back in their original positions, the team sits down. The team that finishes first wins.

15 - 20 minutes Discuss class rules, if you have them.

to end of class CRAFT: FOOD DAY

DONUT HOLES

electric fry pan	oil
tongs	paper plates
refrigerated canned biscuits	bowl or plastic bag
cutting board	knife
sugar, cinnamon, powdered sugar	

Have each child divide a biscuit into four parts, and roll each part into a ball. An adult should fry each child's donut holes in hot oil until golden brown. Remove with tongs and drain on paper plate. Dip into powdered sugar, or mixture of cinnamon and sugar. Eat when cool.

CRUNCHY CANDY

1 cup chocolate chips	1 tsp. vanilla
1/2 cup chunky peanut butter	1/2 cup chopped peanuts
3 cups crispy rice cereal	tablespoon

waxed paper

Melt the chips (in double boiler or microwave oven). Add the peanut butter and stir until it is melted, remove from heat. Quickly stir in vanilla, peanuts, and cereal. Drop by tablespoons onto waxed paper. Refrigerate for 1/2 hour to harden.

GRAHAM CRACKER BALLS

10 graham crackers	1/3 cup condensed milk
1/3 cup chocolate chips	crushed nuts
coconut	bowl, spoon

waxed paper

Crush crackers in bowl. Add milk and chocolate chips and mix. Form into small balls and roll in coconut or crushed nuts.

CRISPY RICE SHAPES

3 tbsp. margarine	1 pkg. marshmallows (10 oz., about 40 regular)
6 cups crispy rice cereal	13 x 9 inch pan
cooking spray	3 1/2" cookie cutters
candy sprinkles	

Melt margarine over low heat. Add marshmallows and stir until completely melted. Remove from heat. Add crispy rice cereal and stir until well coated. Spray pan and press mixture evenly into pan. While still warm decorate with candy sprinkles. Cut into shapes with cookie cutters. Makes about 9 shapes.

HOT CHEESE TOPPERS

your favorite cheese	whole wheat crackers
apples, bacon bits, olives	salsa
pepperoni	

Top crackers with cheese, sliced to fit. Place on a foil lined cookie sheet. Place in a 350 degree oven for 8-10 minutes. Top with apples, bacon bits, sliced olives, salsa or pepperoni.

VEGETABLE DIP

2/3 cup sour cream	2/3 cup mayonnaise
2 tsp. Bon Appetit	2 tsp. dill seed
2 tbsp. green onions, sliced	2 tbsp. parsley flakes

Mix all together in a small bowl. Chill. Serve with chopped vegetables or chips.

2 SAMUEL — LESSON 1

Before you begin your lesson:

- a. Pray for God's Holy Spirit to help you answer the questions.
- b. Some questions may be too hard; it's ok to write "I don't know."
- c. Think about what God's Word is telling you for today.
- d. With some questions, it might be helpful to write the scripture verse on your paper.

2 Samuel continues the story of David which began in 1 Samuel. We begin our study with 2 Samuel 5:6-13, and 1 Chronicles 11:4-7. Saul, Israel's first king, ruled Israel for many years. At the beginning of his reign, or rule, God, through His Holy Spirit, helped Saul. But Saul did not obey God, so God told His prophet Samuel to secretly anoint David as king of Israel. Saul became jealous of David and began chasing him all over Israel, trying to kill him. He did this for 10 - 15 years. Then Saul was killed in a battle with the Philistines. Now it was time for David to take over the kingdom.

But Abner, Saul's army commander, thought Saul's son Ish-Bosheth should be king. Ish-Bosheth lived in northern Israel, and David lived in the south, called Judah. The armies of Ish-Bosheth and David fought each other. This was a civil war. After David's victory, Abner and Ish-Bosheth were murdered. Then the leaders from the north came to David and asked him to be their king, too.

The family line of David and the maps included with this lesson will help you as you read the rest of David's story in 2 Samuel.

Read 2 Samuel chapter 5, verses 1-13 and 1 Chronicles chapter 11, verses 3-9.

1. What did the leaders tell David?

2. What do you learn about David from 2 Samuel 5:4,5?

3. Where did David go and who lived there?
4. **CHALLENGE:** What promise of reward does David make his men in 1 Chronicles 11:6, and who got it? **HINT:** Look at “DAVID’S FAMILY TREE,” one of the hand-outs following this week’s questions, to find out who his relatives are. This could be important later in our study.

Read 2 Samuel chapter 5, verses 13 - 25.

1. **HARD:** Verse 14 gives a list of David’s sons. This list is important because it names two men who are ancestors of Jesus Christ. David’s sons are: Shammua, Shobab, Nathan, Solomon, Ibhaz, Elishua, Nepheg, Japhia, Elishama, Eliada and Eliphelet. (If you can say all these names your teacher needs to give you a prize.) Read Matthew 1:5-17, which is believed to be the ancestors of Joseph, and Luke 3:23-32, which is believed to be the ancestors of Mary. Which of David’s sons is listed in the Matthew and Luke verses?
2. **HARD:** What did David do each time before he fought the Philistines?
3. After David won the first battle, what does verse 20a say he did?

4. **PERSONAL:** Do you have problems? Are you scared about something? Why not do what David did?
- a. Ask God to help you. 1 Peter 5:6 says: “Humble yourselves under the mighty hand of God. In his good time he will lift you up.”
 - b. Follow what He tells you as 1 Peter 5:7 says: “Let God have all your worries and cares. He is always thinking about you and watching everything that concerns you.”
 - c. Thank Him for His answers, even before you see them. Philippians 4:6 reads: “Don’t worry about anything. Instead, pray about everything. Tell God your needs, and don’t forget to thank him for his answers.”
 - d. Then tell others what God did. Don’t take the credit for something He did. Give God glory and praise for all He has done for you as David did in 2 Samuel 5:20.

Read 2 Samuel chapter 6 verses 1-7, and 1 Chronicles chapter 13, verses 1-7.

It had been a long time since the Ark of God had been in the Tabernacle of the Lord. Many years before, when the prophet Samuel was a boy, Israel had been at war with the Philistines. At that time the Israelites thought that if they carried the Ark with them into battle they would win. But the Ark of God was captured by the Philistines. After 7 months the Philistines returned the Ark to Israel because God had allowed a plague to kill many of them. The Israelites took the Ark to the home of Abinadab where his son, Eleazar, was assigned to guard it. All Israel was sad, because it seemed to them that the Lord had left them.

The Ark was a reminder and picture of God’s presence among His people and was to be handled only in the special way God had told them. God wanted the Ark to be carried by poles that stayed in rings on the side of it. Only the Levites could carry it. It had to be covered with special cloths. Because the Ark was holy, the wood could not be touched. (If you would like to read more about the Ark, see Exodus 25:13-15 and Numbers 4:6,15).

1. What does 2 Samuel 6:2 say David and his men did?

2. How did the Philistines handle the Ark in 1 Samuel 6:7,8a?

3. How did David's men handle the Ark in 2 Samuel 6:3?

4. **RISKY:** Who handled the Ark the way God wanted it to be handled? The Philistines or David and his men?

Read 2 Samuel chapter 6, verses 8-15, and 1 Chronicles chapter 15, verses 11-15.

1. David was angry at God for Uzzah's death. Then he became afraid. He realized he made a mistake in moving the Ark the way he did. He learned a lesson. What do Psalm 111:10 and 112:1 say about fearing God and obeying His commands?

2. What happened to Obed-Edom that made David want to bring the Ark to the City of David?

3. What does 1 Chronicles 15:13,15 say David did this second time to move the Ark?

Read 2 Samuel chapter 6, verses 16 - 23.

1. Where did David put the Ark, and what did he do there?

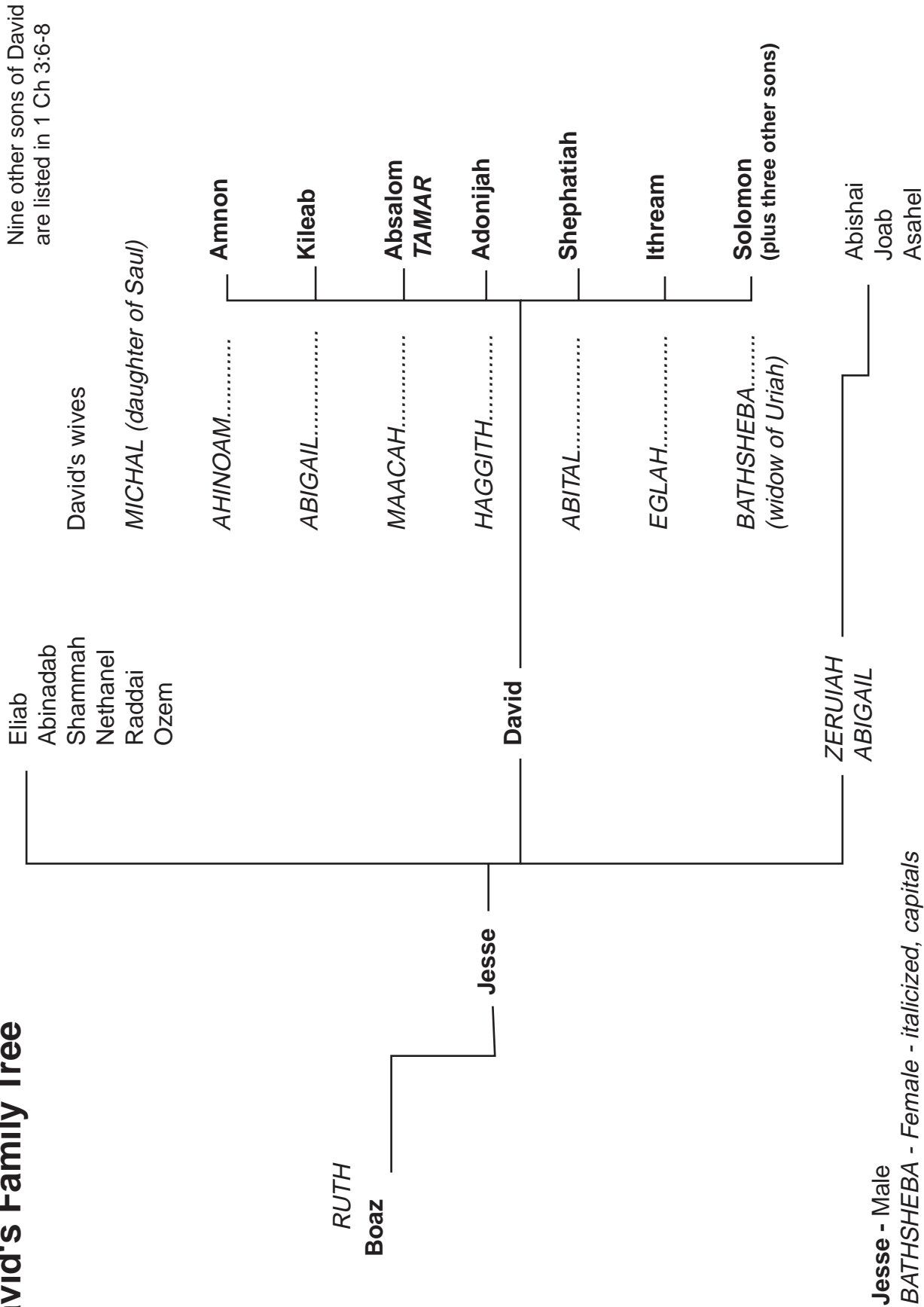
2. Michal, David's first wife, scolded David for celebrating before God and the people. David was doing something that was pleasing in God's eyes, but was embarrassing to her. What do these verses say that all Christians must do?

Acts 5:29

Ephesians 6:6,7

3. **PERSONAL:** The Bible is God's word to us. It is important that we hide some of its verses in our heart. There might come a time when you will need God's command, and having it hidden in your heart will help you to obey Him. This year, why not try to memorize one verse each week. By the end of the year you will have more of God's message to you in your heart than you had at the beginning of the class. Be sure you memorize verses you don't already know. Here are three from this lesson: Psalm 111:10, Psalm 112:1, Acts 5:29.

David's Family Tree



Jesse - Male

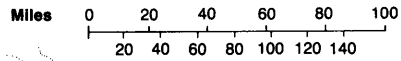
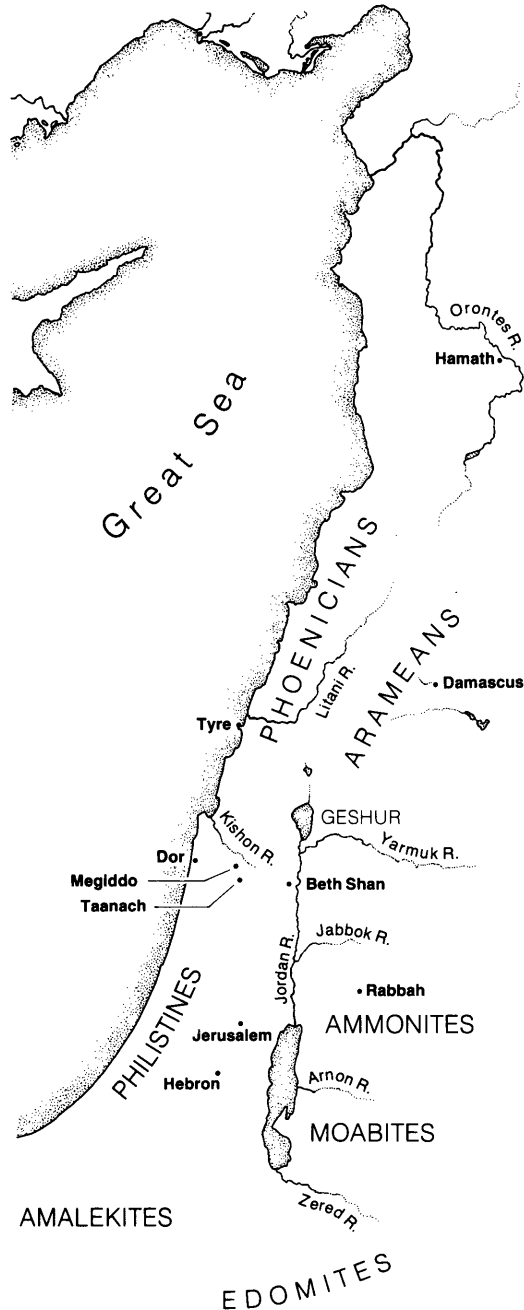
BATHSHEBA - Female - italicized, capitals

TAMAR - Bold type denotes ancestry and blood line of David

Used by permission of Gospel Light.

2 Samuel

David's Conquests



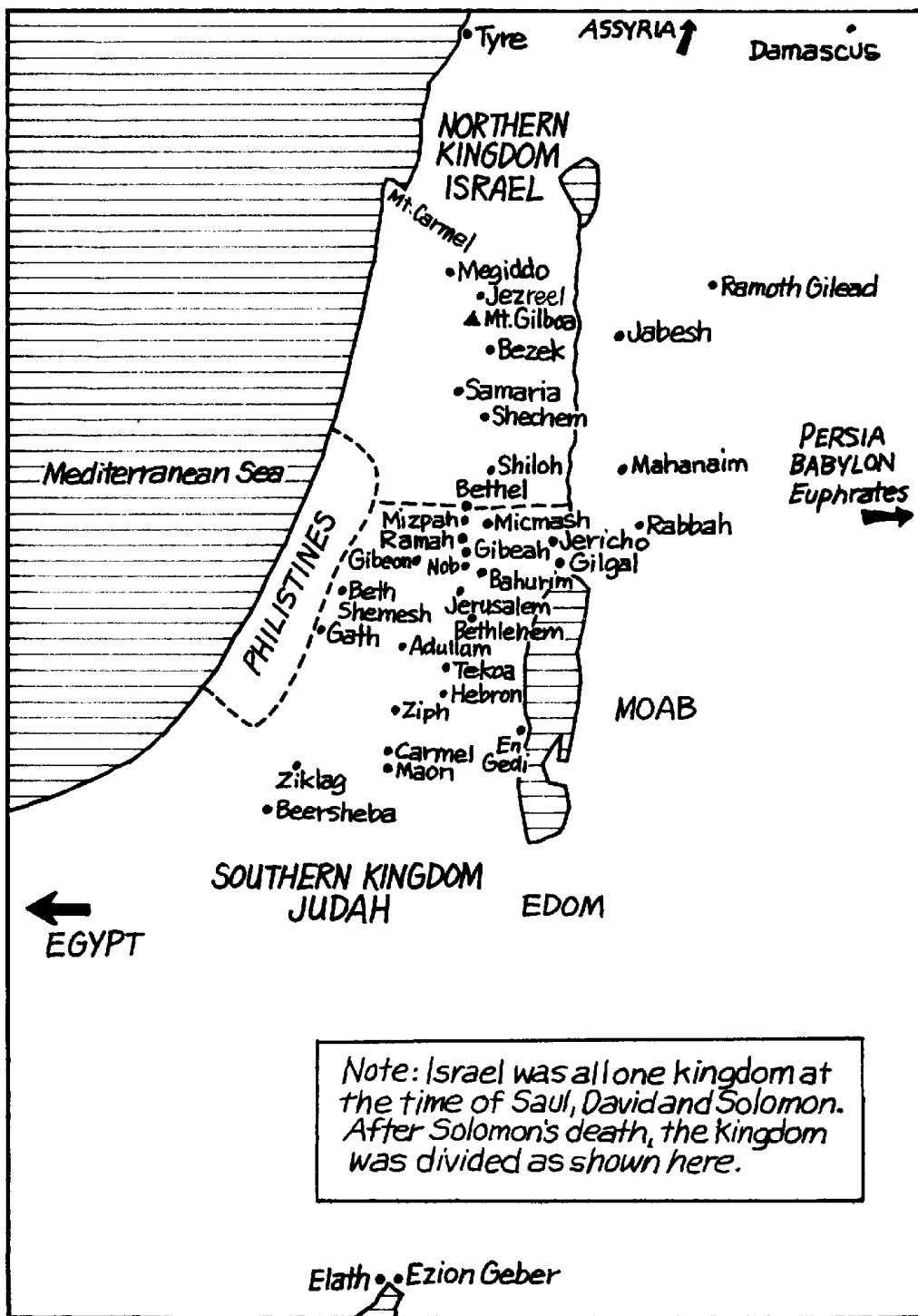
Once he had become king over all Israel (2Sa 5:1-5), David:

1. Conquered the Jebusite citadel of Zion/ Jerusalem and made it his royal city (2Sa 5:6-10);
2. Received the recognition of and assurance of friendship from Hiram of Tyre, king of the Phoenicians (2Sa 5:11-12);
3. Decisively defeated the Philistines so that their hold on Israelite territory was broken and their threat to Israel eliminated (2Sa 5:17-25; 8:1);
4. Defeated the Moabites and imposed his authority over them (2Sa 8:2);
5. Crushed the Aramean kingdoms of Hadadezer (king of Zobah), Damascus and Maacah and put them under tribute (2Sa 8:3-8; 10:6-19). Talmi, the Aramean king of Geshur, apparently had made peace with David while he was still reigning in Hebron and sealed the alliance by giving his daughter in marriage to David (2Sa 3:3; see 1Ch 2:23);
6. Subdued Edom and incorporated it into his empire (2Sa 8:13-14);
7. Defeated the Ammonites and brought them into subjection (2Sa 12:19-31);
8. Subjugated the remaining Canaanite cities that had previously maintained their independence from and hostility toward Israel, such as Beth Shan, Megiddo, Taanach and Dor.

Since David had earlier crushed the Amalekites (1Sa 30:17), his wars thus completed the conquest begun by Joshua and secured all the borders of Israel. His empire (united Israel plus the subjugated kingdoms) reached from Ezion Geber on the eastern arm of the Red Sea to the Euphrates River.

Used by permission of Gospel Light.

WHERE IT ALL HAPPENED (1 and 2 Samuel; also 1 and 2 Chronicles, Psalms)



Used by permission of Gospel Light.

2 SAMUEL — WEEK 2

DISCUSSION LESSON 1

15 - 20 minutes Free time — games, fellowship

15 - 20 minutes Snack and group recreation: BASE TAG

Use a piece of cardboard to make one base per player. (An empty cereal box is good, and then it can be used for stencils during craft time below.) Scatter bases around the playing area. Choose “IT,” who stands on one of the bases near the center of the playing area. Other players each stand on one base. When “IT” leaves his base, so must the others. “IT” tries to tag a player before the player reaches a new base. Only one player may stand on a single base. If a player is tagged, he becomes the new “IT.”

15 - 20 minutes Discuss LESSON 1

to end of class CRAFT: SPIRAL PUZZLE

MATERIALS:

empty paper towel tube

Bible verses

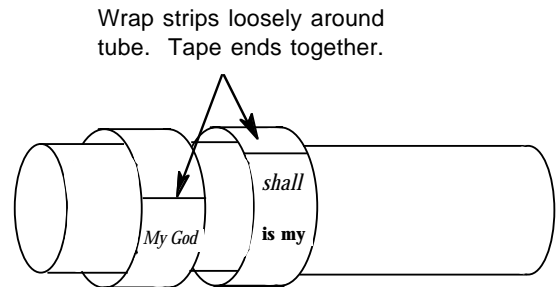
Prior to Class: Run one copy of the Bible verses strips for each student. (See next page.)

In class: Cut apart Bible verse strips.

In correct numerical sequence, place each strip around the paper towel tube so that the edge of the strip is on the line indicated.

Tape ends securely.

The strips must be loose enough to move easily around the tube. For an added activity, allow the children to compete with each other to see who can be first to align the strips to form the correct Bible verse. Have the kids mix up the verses and then exchange puzzles prior to competition.



The Lord

My God

Pray

Love

Align top of strip to dotted
line and tape to form loop.

1

at all

One

shall supply

is my

Align top of strip to dotted
line and tape to form loop.

2

all your needs.

helper.

another.

times.

Align top of strip to dotted
line and tape to form loop.

3

Hebrews 13:6

Philippians. 4:19

Ephesians 6:18

John 15:12

Align top of strip to dotted
line and tape to form loop.

4

2 SAMUEL – LESSON 1 ANSWERS

2 Samuel continues the story of David which began in 1 Samuel. We begin our study with 2 Samuel 5:6-13, and 1 Chronicles 11:4-7. Saul, Israel's first king, ruled Israel for many years. At the beginning of his reign, or rule, God, through His Holy Spirit, helped Saul. But Saul did not obey God, so God told His prophet Samuel to secretly anoint David as king of Israel. Saul became jealous of David and began chasing him all over Israel, trying to kill him. He did this for 10 - 15 years. Then Saul was killed in a battle with the Philistines. Now it was time for David to take over the kingdom.

But Abner, Saul's army commander, thought Saul's son Ish-Bosheth should be king. Ish-Bosheth lived in northern Israel, and David lived in the south, called Judah. The armies of Ish-Bosheth and David fought each other. This was a civil war. After David's victory, Abner and Ish-Bosheth were murdered. Then the leaders from the north came to David and asked him to be their king, too.

The family line of David and the maps included with this lesson will help you as you read the rest of David's story in 2 Samuel.

Read 2 Samuel chapter 5, verses 1-13, and 1 Chronicles chapter 11 verses 3-9.

1. What did the leaders tell David? 2 Samuel 5:2b: “The Lord has said that you should be **the shepherd and leader of his people.**” [The leaders of the remaining tribes now recognize that David is the one God wants to have as the king over all Israel. This is the third time for David to be crowned king. He had been secretly anointed king by Samuel, 1 Samuel 16:13; crowned king over Judah, 2 Samuel 2:4; and now is king over all Israel.]
2. What do you learn about David from 2 Samuel 5:4,5? “**He [David] had already been the king of Judah for seven years. He began his rule there at the age of 30 [over Judah; 37 over all Israel]. He then ruled 33 years in Jerusalem as king of both Israel and Judah. So he ruled for 40 years in all.**” [David began his rule in Hebron, 2 Samuel 5:3, and 2 Samuel 2:4. This quote is from *The Bible for Children, the Simplified Living Bible Text*; other translations say he ruled in Hebron 7 1/2 years and in Jerusalem 33 years for a total of 40 1/2 years.]
3. Where did David go and who lived there? Jerusalem; Jebusites. [Jerusalem was in the land of Benjamin. The Jebusites were a Canaanite tribe the Benjamites had not thrown out of the land (Judges 1:21). David wanted the capital of Israel to be in Jerusalem because this was a very strategic location. It was 5-6 miles from his home town of Bethlehem, and it was in the center of the Israel, sitting on the border between Judah and the northern tribes, thereby making it accessible to all the tribes.]

4. **CHALLENGE:** What promise of reward does David make his men in 1 Chronicles 11:6, and who got it? **HINT:** Look at “**DAVID’S FAMILY TREE**,” one of the hand-outs following this week’s questions, to find out who his relatives are. This could be important later in our study. “David had said, ‘Whoever leads the attack on the Jebusites will **become commander-in-chief.**’ **Joab son of Zeruiah** [David’s sister] went up first, and so he received the command” [NIV].

Read 2 Samuel chapter 5, verses 13 - 25.

1. **HARD:** Verse 14 gives a list of David’s sons. This list is important because it names two men who are ancestors of Jesus Christ. David’s sons are: Shammua, Shobab, Nathan, Solomon, Ibhar, Elishua, Nepheg, Japhia, Elishama, Eliada and Eliphelet. (If you can say all these names your teacher needs to give you a prize.) Read Matthew 1:5-17, which is believed to be the ancestors of Joseph, and Luke 3:23-32, which is believed to be the ancestors of Mary. Which of David’s sons is listed in the Matthew and Luke verses? **Nathan and Solomon.** [It is believed the genealogies of Matthew and Luke list the royal line through Joseph and the blood line through Mary. Both lines point to Jesus Christ as Messiah. Although David had many wives and concubines, polygamy was not condoned by the Lord. There are many Old Testament records that indicate the problems involved when a man has more than one wife. However, it was practiced in David’s day for a variety of reasons. It denoted wealth, rank, and was politically advantageous. But by the time the early church was established, God’s marriage ideal was made clear: one man, one woman, one flesh.]
2. **HARD:** What did David do each time before he fought the Philistines? [**He sought God’s guidance.**] Verse 19a: “Then David asked the Lord, ‘Shall I go out and fight against them? Will you defeat them for me?’” [The Philistines were comfortable with Israel when David seemed to be a Philistine ally (1 Samuel 21:10ff), and when the tribes were fighting among themselves. War between the tribes weakened Israel’s power. But once the tribes of Israel were united, the Philistines became a little nervous. They knew David was practically invincible, and they wanted to stop him.]
3. After David won the first battle, what does verse 20a say he did? [**He gave God the glory, or credit, for the victory.**] “So David went out. He fought with them at Baal-perazim and defeated them. **‘The Lord did it!’** he exclaimed.” [Once the Philistines were defeated, they retreated and regrouped, then they waged war again. The second time around they left their idols behind, since the idols had not helped them win the first time. David and his men took the idols and eventually burned them, 1 Chronicles 14:12.]
4. **PERSONAL:** Do you have problems? Are you scared about something? Why not do what David did?
- a. Ask God to help you. 1 Peter 5:6 says: “Humble yourselves under the mighty hand of God. In his good time he will lift you up.”

- b. Follow what He tells you as 1 Peter 5:7 says: “Let God have all your worries and cares. He is always thinking about you and watching everything that concerns you.”
- c. Thank Him for His answers, even before you see them. Philippians 4:6 reads: “Don’t worry about anything. Instead, pray about everything. Tell God your needs, and don’t forget to thank him for his answers.”
- d. Then tell others what God did. Don’t take the credit for something He did. Give God glory and praise for all He has done for you as David did in 2 Samuel 5:20.

Read 2 Samuel chapter 6 verses 1-7, and 1 Chronicles chapter 13, verses 1-7.

It had been a long time since the Ark of God had been in the Tabernacle of the Lord. Many years before, when the prophet Samuel was a boy, Israel had been at war with the Philistines. At that time the Israelites thought that if they carried the Ark with them into battle they would win. But the Ark of God was captured by the Philistines. After 7 months the Philistines returned the Ark to Israel because God had allowed a plague to kill many of them. The Israelites took the Ark to the home of Abinadab where his son, Eleazar, was assigned to guard it. All Israel was sad, because it seemed to them that the Lord had left them.

The Ark was a reminder and picture of God’s presence among His people and was to be handled only in the special way God had told them. God wanted the Ark to be carried by poles that stayed in rings on the side of it. Only the Levites could carry it. It had to be covered with special cloths. Because the Ark was holy, the wood could not be touched. (If you would like to read more about the Ark, see Exodus 25:13-15 and Numbers 4:6,15).

- 1. What does 2 Samuel 6:2 say David and his men did? “He led them to Baal-judah to **bring home the Ark of the Lord**. The Lord’s seat is above the Guardian angels on the Ark.”
- 2. How did the Philistines handle the Ark in 1 Samuel 6:7,8a? “**Now build a new cart**. Hitch two cows to it that have just had calves. Choose cows that have never been yoked before. Then shut their calves away from them in the barn. Put the Ark of God on the cart.”
- 3. How did David’s men handle the Ark in 2 Samuel 6:3? “**The Ark was put on a new cart**. It was taken from the hillside home of Abinadab. It was driven by Abinadab’s sons, Uzzah and Ahio.”
- 4. **RISKY:** Who handled the Ark the way God wanted it to be handled? The Philistines or David and his men? Neither. They both handled it incorrectly.

Read 2 Samuel chapter 6, verses 8-15, and 1 Chronicles chapter 15, verses 11-15.

1. David was angry at God for Uzzah's death. Then he became afraid. He realized he made a mistake in moving the Ark the way he did. He learned a lesson. What do Psalm 111:10 and 112:1 say about fearing God and obeying His commands? "How can men be wise? The only way to begin is by respecting God. For growth in wisdom comes from obeying his laws. Praise his name forever... Praise the Lord! For all who fear God will be happy. Those who trust in him will be blessed. Yes, happy is the man who loves to obey his commands."
2. What happened to Obed-edom that made David want to bring the Ark to the City of David? 2 Samuel 6:11-12: "It stayed there for three months. **And the Lord blessed Obed-edom and all his family.** David heard this. So he brought the Ark to the City of David with great joy."
3. What does 1 Chronicles 15:13,15 say David did this second time to move the Ark? "The Lord destroyed us before because you, the Levites, did not carry it. We did not ask the Lord how we should carry the Ark.' Then the Levites carried the Ark on their shoulders with its carrying poles. They did just as the Lord had ordered Moses."

Read 2 Samuel chapter 6, verses 16 - 23.

1. Where did David put the Ark, and what did he do there? Verse 17: "The Ark was put inside the tent that David had made for it. And he sacrificed burnt offerings and peace offerings to the Lord." [The city of David is Jerusalem. A ceremonially clean person could assist a priest in offering sacrifices.]
2. Michal, David's first wife, scolded David for celebrating before God and the people. David was doing something that was pleasing in God's eyes, but was embarrassing to her. What do these verses say that all Christians must do?

Acts 5:29 "But Peter and the apostles replied, 'We must obey God rather than men.'"

Ephesians 6:6,7 "Don't work only when your master is watching. For then you will be lazy when he isn't looking. Work hard and with gladness all the time. Do everything as if you are working for Christ. Do the will of God with all your hearts."

[Michal may have remained barren as a result of separation from David. Her second husband Paltiel (1 Samuel 25:44) followed her to Bahurim after David's demand for her return. But Abner told Paltiel to return to his home. Nothing more is said about him (2 Samuel 3:14-16).]

- PERSONAL:** The Bible is God's word to us. It is important that we hide some of its verses in our heart. There might come a time when you will need God's command, and having it hidden in your heart will help you to obey Him. This year, why not try to memorize one verse each week. By the end of the year you will have more of God's message to you in your heart than you had at the beginning of the class. Be sure you memorize verses you don't already know. Here are three from this lesson: Psalm 111:10, Psalm 112:1, Acts 5:29.