


COTEL



JOY OF LIVING
BIBLE STUDIES

Christ in The Old Testament Youth Bible Study

by Pat Kampenga

Sample
Lesson

**CHRIST IN THE OLD TESTAMENT — WEEK ONE
NO LESSON DISCUSSION**

15 - 20 min. free time — games, fellowship

15 - 20 min. snack and group recreation: NAME GAME CONCENTRATION

Form a circle. Each player is to say their name. If they know each other, have each one give an adjective for the letter of their first name. No two adjectives can be used for the same initial. Choose “IT”, who stands in center of circle. With each snap of his right hand fingers and then left hand fingers, “IT” calls out a name and then either says “left” or “right”. [Example: (snap right hand) John; (snap, left hand) right.] The one whose name is called snaps his fingers, one hand at a time while giving the name of the person sitting to the right or left. If he can’t name that person he becomes it. You can make this more difficult by aligning other descriptive words. This is a get-acquainted game.



15 - 20 min. discuss class rules

to end of class CRAFT: ANGEL WALL HANGING

MATERIALS

clear contact paper
glue
scissors, hole punch
yarn
glitter
construction paper or card stock
crayons, markers
cotton balls

Photocopy Bible verse on next page, one half-page for each child. Glue glitter to angel’s skirt and halo. Glue a light layer of cotton on the wings. Or, color angel. Glue onto construction paper or card stock. Cover finished angel with clear contact paper, and cut out. Punch holes at top; tie yarn to holes, ready for hanging.



CHRIST IN THE OLD TESTAMENT — LESSON 1

Before you begin your lesson:

- a. Pray for God's Holy Spirit to help you answer the questions.
- b. Some questions may be too hard; it's OK to write "I don't know."
- c. Think about what God's Word is telling you for today.
- d. With some questions, it might be helpful to write the scripture verse on your paper.

Read Exodus 25, verses 1 - 8.

1. Who is asking for an offering?

2. How is this offering to be given?

3. What do these verses say about giving?

Exodus 35:21

1 Chronicles 29:5b

2 Corinthians 8:12; 9:7

4. The Old Testament Israelites were to bring all kinds of offerings to God. What New Testament offering is found in Romans 12:1 that is pleasing to God?

5. God instructed Moses to have the Israelites build a sanctuary for Him so He could live with them. What does 1 Corinthians 3:16 say about the place where God lives?

Read Leviticus chapter 1, verses 1 -13.

1. What does Leviticus 1:3,10 say is the burnt offering?
2. Of what material is the place where the offering was laid upon the altar made?
3. Why does each Israelite have to bring his own offering? See Leviticus 1:4 for your answer.
4. What do these verses say about spilling blood?

Leviticus 17:11

Hebrews 9:22

5. God gave Moses the pattern for sacrifice and giving. This was a picture of what Jesus Christ would do one day. According to the following scriptures, how did Jesus Christ complete the picture God gave Moses?

John 1:29

John 3:17

Galatians 3:13,14

1 Peter 1:18,19

1 Peter 2:24

6. What do these verses say? They are clues to the next question.

John 1:12

Romans 12:1

7. **CHALLENGE:** Since each Israelite had to bring his own offering, who brings your offering to God?

8. **PERSONAL:** Is God living in you? Are you His temple? Are you having trouble with sin? Why not pray 1 John 1:9, and Romans 12:1 and ask God's forgiveness? Present yourself to Him as a living sacrifice so He can live in you.

CHRIST IN THE OLD TESTAMENT — WEEK TWO

DISCUSSION — LESSON 1

15 - 20 minutes free time — games, fellowship

15 - 20 minutes snack and group recreation: SCAVENGER HUNT

Form into teams. Create a starting point, and give each team a list of the items found in your room, including some very difficult ones to find. Set a time limit for gathering these items. The first team to gather all items wins, unless time has been called, then the team with the most items wins.

15 - 20 minutes discuss LESSON 1

to end of class CRAFT: ENVELOPES AND CARDS

MATERIALS:

scissors

colored markers or crayons

glue

magazine pictures, or stencils for design

envelope pattern (see next page)

8 1/2" x 11" white paper or construction paper for envelopes

8 1/2" x 5 1/2" white paper or construction paper for cards

Before class, trace the envelope pattern from next page onto flattened cereal box cardboard. Have enough paper for each child to create as many envelopes and cards as desired. Five or six may be all that time will allow.

Trace the envelope pattern onto construction paper or white paper and cut out. Fold at dotted lines: sides first, then bottom; glue bottom flap to sides, making sure glue doesn't lap over onto envelope inside.

For cards, fold paper in half along the 8 1/2" side. Draw or trace picture or stencil onto front, or use magazine pictures, such as dogs, cats, birds, words, flowers, etc. Inside can remain blank or words can be added. Some ideas are "Get Well," "Happy Birthday," or "Thinking of You." Let the children be creative. When folded in half, these cards fit nicely into hand made envelopes.

Envelope Pattern

CHRIST IN THE OLD TESTAMENT — LESSON 1 — ANSWERS

In our study of the letter to the Hebrews, we learned about Jesus Christ's superiority to all things. We learned how faith grew in the early Christian Church. Hebrews showed us that God speaks to Christians through both the Old and New Testaments. In order for us to better understand the sacrificial and spiritual pictures found in Hebrews we will continue our Hebrews study by looking at Old Testament scripture.

Read Exodus 25, verses 1 - 8.

1. Who is asking for an offering? The Lord
2. How is this offering to be given? verse 1: "The Lord said to Moses, 'Speak to the people of Israel. Tell them that **all who want to** may bring me an offering.'"
3. What do these verses say about giving?

Exodus 35:21 "Those whose hearts were stirred by God's Spirit came with their offerings. They brought materials for the Tabernacle, its equipment, and for the holy clothing."

1 Chronicles 29:5b "Who will give himself and all that he has to the Lord?"

2 Corinthians 8:12; 9:7 "If you are eager to give, it isn't important how much you give. God wants you to give what you have, not what you haven't got... Each person should decide how much he should give. No one should force him to give. God loves cheerful givers."

4. The Old Testament Israelites were to bring all kinds of offerings to God. What New Testament offering is found in Romans 12:1 that is pleasing to God? "And so, dear brothers, I beg with you to give **your bodies** to God. Let them be a **holy, living sacrifice**, the kind he can accept. When you think of what he has done for you, is this too much to ask?"
5. God instructed Moses to have the Israelites build a sanctuary for Him so He could live with them. What does 1 Corinthians 3:16 say about the place where God lives? "You are God's house. The Spirit of God lives among you in his house."

Read Leviticus chapter 1, verses 1 - 13.

1. What does Leviticus 1:3,10 say is the burnt offering? "If the offering is a burnt offering **from the herd**, he is to offer a **male without defect**. If the offering is a burnt offering from the flock, **from either the sheep or the goats**, he is to offer a **male without defect**."

2. Of what material is the place where the offering is laid upon the altar made?
Wood

3. **HARD:** Why does each Israelite have to bring his own offering? See Leviticus 1:4 for your answer. “He is to lay his hand on the head of the burnt offering, and it will be accepted on his behalf to make atonement for him” (NIV). [The sacrifice is individual. When the worshipper placed his hands on the animal, he was giving, transferring, his sin to the sinless animal. He was confessing he deserved to die. Instead, the animal will die in his place, the original scapegoat. This is a picture of what Jesus Christ did for sinners. By accepting what Christ did, you are accepting His substitutionary death for your sins.]

4. What do these verses say about spilling or shedding of blood?

Leviticus 17:11 “For the life of the flesh is in the blood. And I have given you the blood to sprinkle upon the altar as an atonement for your souls. It is the blood that makes atonement because it is the life.”

Hebrews 9:22 “In the old agreement almost everything was cleansed by sprinkling it with blood. Unless blood is shed there is no forgiveness of sins.”

5. God gave Moses the pattern for sacrifice and giving. This was a picture of what Jesus Christ would do one day. According to the following scriptures, how did Jesus Christ complete the picture God gave Moses?

John 1:29 “The next day John saw Jesus coming toward him. He said, ‘Look! There is the **Lamb of God** who takes away the world’s sin.’”

John 3:17 “God did not send his Son into the world to judge it. He sent his Son to **save it.**” [Sacrifice]

Galatians 3:13,14 “But Christ has brought us out from under the doom of the law. He **took the curse for our sins upon himself.** The Bible says, ‘Anyone who is hanged on a tree is cursed.’ Now God can bless the Gentiles with this same blessing he promised to Abraham. All of us as Christians can have the promised Holy Spirit through this faith.”

1 Peter 1:18,19 “**God paid a ransom to save you** from the impossible way your fathers tried to take. The ransom he paid wasn’t gold or silver as you very well know. But he paid for you **with the precious blood of Christ. He was the sinless, spotless Lamb of God.**” [Shed blood]

1 Peter 2:24 “He himself **bore our sins in his body on the tree [wood],** so that we might die to sins and live for righteousness; by his wounds you have been healed” (NIV).

6. What do these verses say? They are clues to the next question.

John 1:12 “But to all who received him, he gave the right to become God’s children. All they needed to do was to believe in him.”

Romans 12:1 “And so, dear brothers, I beg with you to give your bodies to God. Let them be a holy, living sacrifice, the kind he can accept. When you think of what he has done for you, is that too much to ask?”

7. **CHALLENGE:** Since each Israelite had to bring his own offering, who brings your offering to God? [Each person must bring himself to God for salvation. The sinner must come to God for forgiveness. No one can depend on any family member to get his sins forgiven. When we confess our own sins, it’s as if we are bringing the animal to God’s altar and accepting the substitutionary death of Jesus Christ as our punishment for our sins.]

8. **PERSONAL:** Is God living in you? Are you His temple? Are you having trouble with sin? Why not pray 1 John 1:9 and Romans 12:1 and ask God’s forgiveness? Present yourself to Him as a living sacrifice so He can live in you.