


HEBREL



JOY OF LIVING
BIBLE STUDIES

Hebrews

Youth Bible Study

by Pat Kampenga

Master Copy: May be duplicated for the use of your group only. This permission is limited to the Joy of Living youth material only. All other Joy of Living Bible Study materials are copyrighted and may not be reproduced for any purpose without our written consent.

Copyright 1994 Joy of Living Bible Studies • Ventura, CA 93003
(800) 999-2703 • (805) 650-0838 • Fax: (805) 650-6730 • E-mail: info@joyofliving.org

Before you begin

An ideal curriculum for home-school, Bible class, Sunday School or personal Bible Study, **Joy of Living Youth Curriculum** is flexible and easy to use. Each lesson covers the same scripture passage as the adult **Joy of Living Study**.

Age:

This course encourages students of various ages to develop a habit of personal Bible study. Since the study requires reading the Bible and writing answers to the questions, the minimum age should be about 6 years old. Although the questions are geared to about age 10, older students will profit by gaining a basic knowledge of the Bible. Students over the age of 14 may be mature enough to study the adult **Joy of Living** course.

The lessons:

The study is divided into weekly units. Each week is divided into three sections:

- a suggested class schedule including craft and game ideas
- leader's lesson sheets (these contain the answers for the lesson completed by the students during the previous week)
- student questions for the next lesson (these are passed out at the end of the class)

Students complete the written lessons at home and are encouraged to do a few questions each day rather than trying to complete all the questions in one day. This will aid the students in developing a pattern of daily Bible Study. The "HARD" and "RISKY" questions are to inspire the student to think and reason and help them dig deeper into God's Word.

For homeschool or personal Bible study:

The curriculum may be used in a variety of ways. Following are a few suggestions:

- Lessons may be completed by the individual student and graded for accuracy. Discussion time is optional, although it is encouraged.
- Students within the same family or group may work on the lessons together. A discussion time with a parent or other adult is suggested.
- Adults may work one-on-one with the student(s) while they complete the lesson.
- Lessons may be used as part of family devotions. Read the portions of scripture aloud and use the questions to prompt discussion of the Bible passage.

For use with groups:

There is great flexibility in implementing this curriculum. Since each class has its own needs, space, finances, and time frame the class schedule is supplied as a general outline and can be changed to suit specific situations and needs.

Each class session has free time, recreation/snack time, question discussion time, and craft time.

Remember - Keep the pace moving to avoid boredom and trouble, while providing continuity.

Suggested time SCHEDULE to be adapted to individual group:

- 15 - 20 min. - unstructured free time
- 15 - 20 min. - game/snack time
- 15 - 20 min. - discussion time
- remaining time for craft

Helpful Hints for Groups

Facility/Equipment

- Whatever the class size, access to a gym or large game room is worthwhile for team play and group activities.
- If the church has the room, a separate cupboard for supplies is a plus.
- Access to a TV/VCR is helpful but not necessary.
- A volleyball or similar ball is good to have on hand for a variety of games.

Discussion Time

- Use the counting off system to divide the class into groups for discussion time. (Avoid, if possible, separating into groups according to age or family.)
- Each discussion group should have an adult leader. Older children should not be used (unless absolutely necessary) as leaders or sitters; they are there for fellowship and learning, too.
- With many of the questions there is no right or wrong answer. The questions are to encourage the student to think and reason and to dig deeper into God's Word. However, since discussion time is also a form of teaching, the leaders are given answers on their question sheets to aid them in the discussion, with occasional commentary insights added in brackets.
- As you discuss the lesson be careful not to belittle a student's opinion or idea. Even if the answer is wrong you can encourage the student by saying something similar to, "I like to see that you're thinking, do you think perhaps....(then give the correct answer)" or "I can see that you are thinking about the question, does anyone else have thoughts on this question?"

Teachers/Leaders/Helpers

- The number of leaders and helpers is determined by the size of the class. The ideal situation is one discussion leader per every 5 children.
- In addition to the main leader, it is helpful to have a game leader, and craft leader.
- Responsibilities are determined within each class structure.
- Parent volunteers may be requested when extra help is needed. If there is a large number of children, the parents have to volunteer only once or twice the entire year.
- Scheduling parents to bring treats is a financial bonus. Keeping cost to a minimum is being a good steward of God's resources.

Game Time

Although board games, puzzles, hidden pictures, crosswords, coloring, and quiet activities do not keep the attention of active children, they should not be ruled out as alternative game time activities. Ball games, races, or tag games are suggested and favored to holding everyone's interest.

Suggestions for obtaining craft ideas & supplies:

Garage/yard/rummage sales

library craft books

children's magazines

YMCA, Park & Recreation Dept., churches (almost every city has a summer program for children, which includes a craft time; they may have leftover craft supplies they would like to donate)

Supplies to have on hand for crafts not in kits:

glue, glue sticks, glue gun

scissors (at least 1 pair for every 2 students)

paint (tempera-washable)

paint brushes

paper towels

newspapers

construction paper

crayons

colored markers

colored pencils

paper cups, napkins (snack time)

various items to pass in relay races

balls, basketball, nerf, etc.

Bibliography

G. & C. Merriam Company, Publishers. *Webster's Seventh New Collegiate Dictionary*. Springfield, MA: G. & C. Merriam Company, Publishers, 1967.

Gospel Light Publications. *The Bible Story Clip Art Book*. Gospel Light Publications, Ventura, CA 93006, 1989.

Holt, Rinehart & Winston, editors. *The Holt Intermediate Dictionary of American English*, New York: Holt, Rinehart & Winston, Inc. 1967, 66.

McGee, J. Vernon. *Thru the Bible With J. Vernon McGee*. Pasadena, CA: Thru The Bible Radio Vol. 3, 5. Md. 1981

Moody Press, Publishers. *The New Unger's Bible Handbook*. Chicago, IL: Moody Bible Institute of Chicago. 1966.

Moody Press, Publishers. *Unger's Bible Dictionary*. Chicago, IL: Moody Bible Institute of Chicago. 1966.

Regal Books, Publishers. *The Bible Visual Resource Book*. Ventura, CA: Regal Books, A Division of Gospel Light Publications.

Shining Star Publishers. *Shining S*. Carthage, IL: Shining Star Publications.

Scripture quotations in this course are from:

The Simplified Living Bible (TSLB) copyright © 1990 by KNT Charitable Trust. *The Simplified Living Bible* is adapted from *The Living Bible*. copyright © 1971 owned by assignment by KNT Charitable Trust. Used by permission of Tyndale House Publishers, Inc., Box 80, Wheaton, Illinois 60189.

Also quoted in this course:

The Ryrie Study Bible, New American Standard Translation (NAS) copyright © 1976, 1978 by The Moody Bible Institute of Chicago. The Scripture text of the New American Standard Bible are used by permission of The Lockman Foundation, La Habra, California, © 1960, 1962, 1963, 1968, 1971, 1972, 1973, 1975, 1977.

The Guideposts Parallel Bible. King James Version (KJV), New International Version (NIV), Living Bible, Revised Standard Version (RSV), copyright © 1981 by The Zondervan Corporation, Grand Rapids, Michigan 49506.

Also quoted is the *Life Application Bible*, New International Version edition (NIV), published jointly by Tyndale House Publisher, Inc. and Zondervan Publishing House, copyright © 1988, 1989, 1990, 1991, by Tyndale House Publishers Inc., Wheaton, IL 60189.

Children's Ministry Resource Edition, (CMRE) The New King James Version, copyright © 1993 by Child Evangelism Fellowship, Inc. The Holy Bible, New King James Version, copyright © 1982 by Thomas Nelson, Inc., published by Thomas Nelson Publishers, Nashville, TN.

Hebrews — Game & Craft List

	Game	Craft	Page
Week 1	Name Game	Angel Wall Hanging	7
Week 2	Obstacle Relay	Resist & Print	12
Week 3	Snatch the Bacon	Napkin Rings	19
Week 4	Rescue Relay	Puff Dough Art Paper-Weight	25
Week 5	Push Ball Relay	Artist's Block	31
Week 6	Line Tag	Paper & Paper Holder	39
Week 7	Last Pair	Sachet Hanging	49
Week 8	Ball Pass	Filmstrip Viewer	59
Week 9	Rice Relay Race	Tile Magnet	71
Week 10	Card Toss	Christmas Wreath	79
Week 11	Jump Shot	Abstract Water Color Banner	87
Week 12	Soda Can Relay	Salt Bead Jewlery	96
Week 13	Circle Relay	Cupcake Bouquet	103
Week 14	King Pin	Coasters	111
Week 15	Ping Pong Relay	Relief Map-Group Picture	119
Week 16	Circle Tag	Stencil Stamp Picture	127
Week 17	Fast Walk Relay	Bookmarks	135
Week 18	Car Lot	Art With Rice	143
Week 19	Balloon Race	Blackboard Plaque	151
Week 20	Double Circle	Sun Visor	159
Week 21	Car Lot	Booklet: Life of Christ	167

HEBREWS — WEEK ONE

NO LESSON DISCUSSION

15 - 20 min. free time — games, fellowship

15 - 20 min. snack and group recreation: NAME GAME CONCENTRATION

Form a circle. Each player is to say their name. If they know each other, have each one give an adjective for the letter of their first name. No two adjectives can be used for the same initial. Choose “IT”, who stands in center of circle. With each snap of his right hand fingers and then left hand fingers, “IT” calls out a name and then either says “left” or “right”. [Example: (snap right hand) John; (snap, left hand) right.] The one whose name is called snaps his fingers, one hand at a time while giving the name of the person sitting to the right or left. If he can’t name that person he becomes it. You can make this more difficult by aligning other descriptive words. This is a get-acquainted game.



15 - 20 min. discuss class rules

to end of class CRAFT: ANGEL WALL HANGING

MATERIALS

clear contact paper
glue
scissors, hole punch
yarn
glitter
construction paper or card stock
crayons, markers
cotton balls

Photocopy Bible verse on next page, one half-page for each child. Glue glitter to angel’s skirt and halo. Glue a light layer of cotton on the wings. Or, color angel. Glue onto construction paper or card stock. Cover finished angel with clear contact paper, and cut out. Punch holes at top; tie yarn to holes, ready for hanging.



HEBREWS — LESSON 1

Before you begin your lesson:

- a. Pray for God's Holy Spirit to help you answer the questions.
- b. Some questions may be too hard; it's OK to write "I don't know."
- c. Think about what God's Word is telling you for today.
- d. With some questions, it might be helpful to write the scripture verse on your paper.

Read Hebrews chapter 1, verses 1 - 3.

1. The writer of Hebrews says in verses 1,2 God spoke through prophets for 3600 years. After 400 years of silence He spoke through His Son. According to these verses, how does God speak to people today?

John 16:13

2 Timothy 3:16,17

2. What does John 1:1 say about Jesus?
3. What does the first phrase of Genesis 1:1 say that is similar to the first phrase in John 1:1?
4. What do these verses say about Jesus?

John 1:2

Colossians 1:15-17

5. Using your dictionary, what is the meaning of these words?

heir

radiance

glory

representation

6. **CHALLENGE:** How do these verses explain the Hebrews' writer's knowledge that he knew Jesus Christ, the Son of God, sat at God's right hand?

Psalm 110:1

Mark 16:19

7. **HARD:** How do Genesis 1:3,6,9,11,14,20,24,26 show us the power of God's voice?

8. **RISKY:** What is meant when someone represents someone else?

9. The citizens of the United States elect people to represent their wants, needs, and views when making rules and laws to run the government. How does the Bible show in these verses that Jesus represents God? (See next page.)

John 10:30

John 12:44,45

John 14:9

Read Hebrews chapter 1, verses 4 - 9.

1. We see angels in pictures, on cards, as figurines, and written about in books. But, who is superior to angels?
2. No one knows for sure who wrote the book of Hebrews. But, we do know Paul wrote the book of Philippians. What does Philippians 2:9,10 say that is like Hebrews 1:4b?
3. God never called an angel "Son." What did He say about Jesus in Matthew 3:17?
4. **HARD CHALLENGE:** Do you know of a time when the Bible says angels worshipped Jesus? If you have a concordance with your Bible, look up the word angels for help.
5. How did God use angels and fire in Genesis 3:24?
6. **RISKY:** What does Psalm 102:27 say about God's age?
7. **PERSONAL:** Did you pick a verse to memorize? Why not try Psalm 102:27, or John 1:1, or John 10:30?

HEBREWS — WEEK TWO

DISCUSSION — LESSON 1

15 - 20 min. free time — games, fellowship

15 - 20 min. snack and group recreation: OBSTACLE RELAY

Place chairs in path from starting line to finish. Form into teams. Each team has a ball. The object is to bounce the ball on the floor from start line to finish around the chairs or obstacles. When the finish line is reached, the player runs back to his team line and bounces the ball to the next player. He goes to the end of the line and sits down. The team with all players seated wins. If two balls are not available, another object can be used, and the bouncing omitted.

15 - 20 min. discuss LESSON 1

to end of class CRAFT: RESIST & PRINT

MATERIALS

2 sheets drawing paper per child
light-colored crayons
thin, dark-color tempera or acrylic paint
wide paint brush
newspaper
pan for cold water

Using a light-color crayon, draw heavily a design or picture on the drawing paper. Crumple this paper: dip it into the pan with cold water, then squeeze the water out of the paper so that it isn't dripping. Spread the drawing face-up on the newspaper. Give the picture one quick coat of dark color paint. Place the other- sheet of drawing paper on top and press evenly with the hand. The second piece of paper will soak up the extra paint and will give you print of the crayoned picture.

HEBREWS — LESSON 1 — ANSWERS

Read Hebrews chapter 1, verses 1 - 3.

1. The writer of Hebrews says in verses 1, 2 that God spoke through His prophets. This went on for 3600 years. After 400 years of silence, He spoke through His Son. According to these verses, how does God speak to people today?

John 16:13 “When the Spirit of truth comes, he will guide You into all truth. He will not be giving you his own ideas. He will be passing on to you what he has heard. He will tell you about the future.” [**The Holy Spirit**]

2 Timothy 3:16,17 “The whole Bible was given to us by inspiration from God. It is useful to teach us what is true. It helps us to know what is wrong in our lives. It straightens us out and helps us do what is right. It makes us well prepared and fully equipped to do good to everyone.” [**The Bible**]

2. What does John 1:1 say about Jesus? “**In the beginning** was the Word, and the Word was with God, and the Word was God. He was with God in the beginning.” (NIV)
3. What does the first phrase of Genesis 1:1 say that is similar to the first phrase in John 1:1? “**In the beginning** God created the heavens and the earth.” (NIV)
4. What do these verses say about Jesus?

John 1:2 “He was with God in the beginning.” (NIV)

Colossians 1:15-17 “Christ is the exact copy of the unseen God. He lived before God made anything at all. Christ created everything in Heaven and earth. He created the things we can see and the things we can’t see. All kings and kingdoms, rulers and powers were made by Christ. He made them for his own use and glory. He was before all else began. His power holds everything together.”

5. Using your dictionary, what is the meaning of these words?

heir “Person who receives or has the right to receive money, property, or title at the death of the owner. [Or] a person or group that inherits qualities from others who have lived before.” (HOLT)

radiance “Great brightness; sparkling appearance of well-being.” (HOLT)

glory “Highest state of magnificence or prosperity.” (WEBSTER’S)

representation “The fact of being represented; means of being heard and taking part. Picture, statue, etc., that represents. Symbol; sign; [or] emblem.” (HOLT)

6. **CHALLENGE:** How do these verses explain the Hebrews' writer's knowledge that he knew Jesus Christ, the Son of God, sat at God's right hand? [These Old Testament verses prophesy about where Jesus will be after His resurrection.]

Psalm 110:1 "The Lord God said to my Lord, 'sit at my right hand. I will defeat your enemies. I will make them bow low before you.'"

Mark 16:19 "When Jesus had finished talking with them, he was taken up into Heaven. And there he sat down at God's right hand."

7. **HARD:** How do Genesis 1:3,6,9,11,14,20,24,26 show us the power of God's voice? [The Phrase "God said" appears in each of these verses and then something happened. Light appeared; the waters were separated and were gathered within their boundaries; dry land appeared; the sky lights appeared. Then the waters held living creatures; the land produced living creatures; God created man.]
8. **RISKY:** What is meant when someone represents someone else? [He stands in their place. He goes to a meeting and gives the other person's ideas.]
9. The citizens of the United States elect people to represent their wants, needs, and views when making rules and laws to run the government. How does the Bible show in these verses that Jesus represents God?

John 10:30 "I and the Father are one."

John 12:44,45 "Jesus shouted to the crowds, 'If you trust me, you are really trusting God. For when you see me, you are seeing the one who sent me.'"

John 14:9 "Jesus replied, 'Don't you even yet know who I am, Philip? And I have been with you for all this time! Anyone who has seen me has seen the Father! So why are you asking to see him?'"

Read Hebrews chapter 1, verses 4 - 9.

1. We see angels in pictures, on cards, as figurines, and written about in books. But, who is superior to angels? verse 4: "So he became as much superior to the angels as the name he has inherited is superior to theirs." (NIV)
2. No one knows for sure who wrote the book of Hebrews. But, we do know Paul wrote the book of Philippians. What does Philippians 2:9,10 say that is like Hebrews 1:4b? "Yet it was because of this [Jesus Christ's death, verse 8] that God raised him up to Heaven. God gave him a name which is above every other name. At the name of Jesus every knee shall bow in Heaven and on earth and under the earth."

3. God never called an angel “Son.” What did He say about Jesus in Matthew 3:17? “And a voice from Heaven said, ‘This is my Son whom I love. I am very pleased with him.’”
4. **HARD CHALLENGE:** Do you know of a time when the Bible says angels worshipped Jesus? [At the time of Christ’s birth, Luke 2:8-14, they sang “Halleluia.” Verse 14: ““Glory to God in the highest, and on earth peace to men on whom his favor rests.”” Revelation 5:11,12: “The angels encircled the throne, the living creatures, and the elders and sang: ““Worthy is the Lamb, who was slain, to receive power and wealth and wisdom and strength and honor and glory and praise!””]
5. How did God use angels and fire in Genesis 3:24? “Thus God expelled him. And God placed mighty angels at the east of the Garden of Eden. They stood with a flaming sword to guard the entrance to the Tree of Life.”
6. **RISKY:** What does Psalm 102:27 say about God’s age? “But you never grow old. You are forever, and Your years never end.”
7. **PERSONAL:** Did you pick a verse to memorize? Why not try Psalm 102:27, or John 1:1, or John 10:30?